




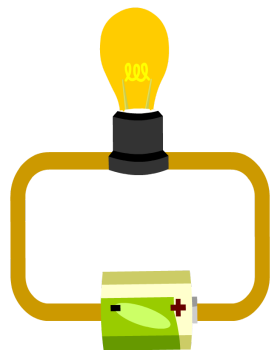
CONNECTION

Children exploring the connection schema show an interest in joining things together like connecting train track pieces or Lego. Also other loose parts like tapes and fabrics. Connecting objects also leads children to explore disconnecting or backwards design. These are fundamental skills that lead to understanding how things work and go together.

Puzzles and legos are good resources to help children learning about the connection schema. Use old recycled paper and tape for art and craft projects.



“Creating circuits with children are fantastic ways to see how connection works. Children can explore different ways to make the light turn on or by making simple motors work.”



Often children in the connection schema like physical connection. Hugs, hand holding and some rough and tumble play help.



Make a calendar and count down to special dates and times like birthdays, trips and activities. This builds the relationship between time and special events.

Exploring magnets is another great way to develop their connection schema, especially as the connection is invisible.



Children in the connection schema may take apart an older sibling or parents work/project. They may also enjoy tying things and putting them in knots. Be clear with children about things they can play with and items that are off limits and why.



A row of ten small infographic cards, each representing a different schema: POSITIONING, TRAJECTORY, ENCLOSING, ENVELOPING, ORIENTATION, ROTATION, TRANSPORTING, and TRANSFORMING. Each card includes a title, a brief description, and small illustrations related to that schema.